

Global Navigation

Overview

mmmmmmmmmmmmmmmmmmmm  
mmmmmmmmmmmmmmmmmmmm  
mmmmmmmmmmmmmmmmmmmm  
mmmmmmmmmmmmmmmmmmmm  
mmmmmmmmmmmmmmmmmmmm.

Login.

Don't have an account?

Create a new account

To Sign In

To Create Account

To Destinations

Build a guide

More about TL

Privacy

To various information resources about TraveLite To TL Overview

**Sign In** [Window Title Bar]

**Global Navigation**

Please enter your login and password.

Login:

Password:

[Forget your password?](#)

[Don't have an account? create one](#) ——— | **To Create Account**

[Sign In](#) ——— | **To My Account**

[Privacy](#)

**Create Account** [Window Title Bar]

**Global Navigation**

Create a new account

First Name:

Last Name

Email Address

Create login

Create Password

To privacy info | [Read our privacy policy](#) [Create Account](#) | **To My Account**

[Privacy](#)

**My Account** Global Navigation

**My Account**

Welcome back, xxx!

[Create a New Guide](#)

Choose a guide to update or purchase:

| Guides in progress [List of saved guides] | Price |
|---|-------|
| <a href="#">mmmm</a>                      | \$XXX |
| <a href="#">nnnn</a>                      | \$XXX |

[Update your account profile](#)

[Privacy](#)

**Existing Guides**  
List of existing guides to update or purchase

To **Destination:**  
Create a new guide, first choose a destination

To **Build a Guide**  
Click on the name to go to update.

**Choose Destination** Global Navigation

Build a guide: Step 2: Select the destination.

Destinations:

AAAAA  
BBBBB  
CCCCC  
DDDDD  
EEEEE  
FFFFF

Your choices:

1.mmmm  
2. nnnnn

Add Destinations-->

Or [Destination Overview](#)

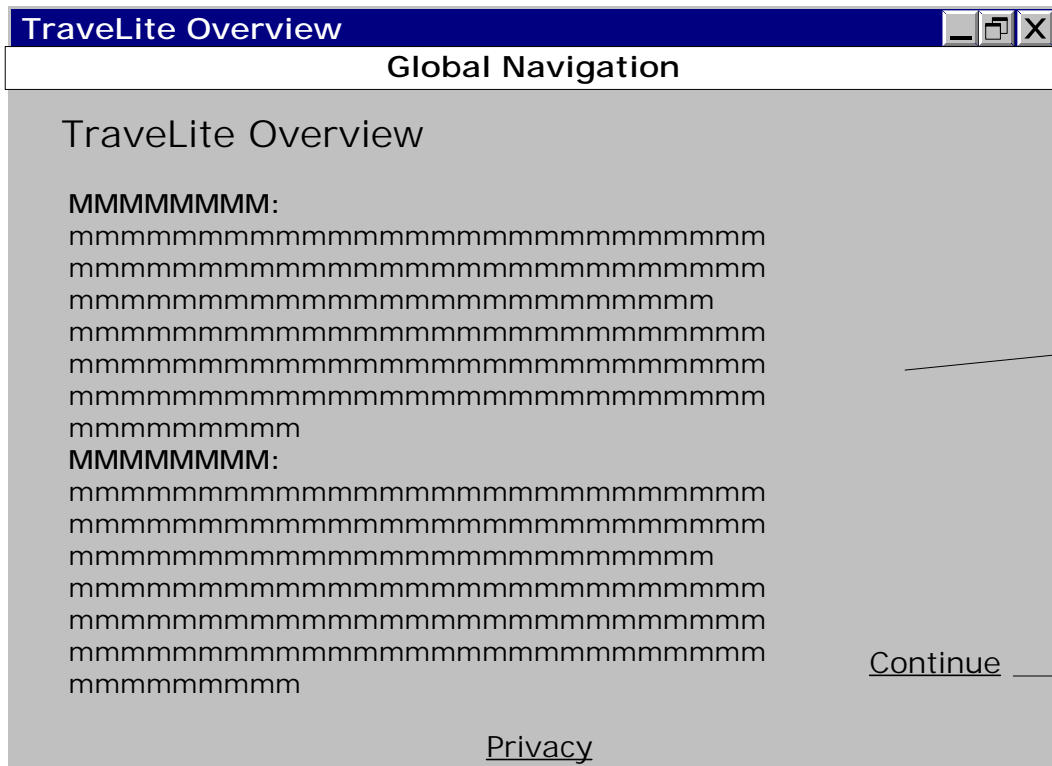
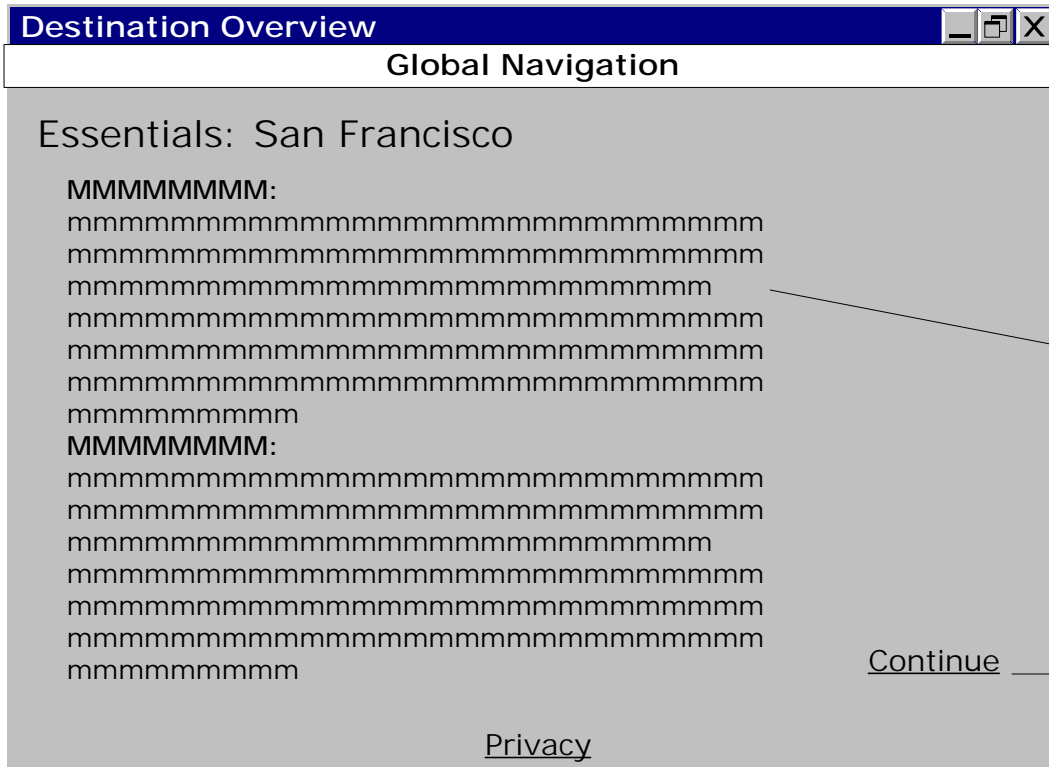
[Continue](#)

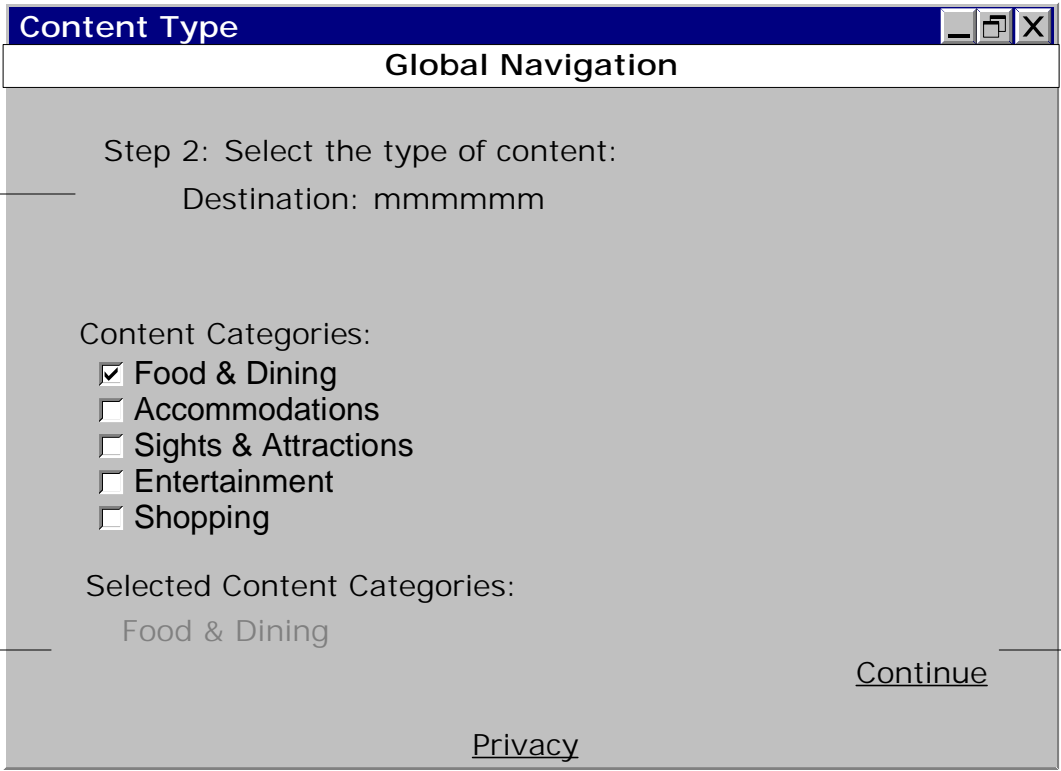
[Privacy](#)

List of destinations to choose from in creating your guide.

List of destinations user has chosen to include in guide.

Continues to next step in building a guide.

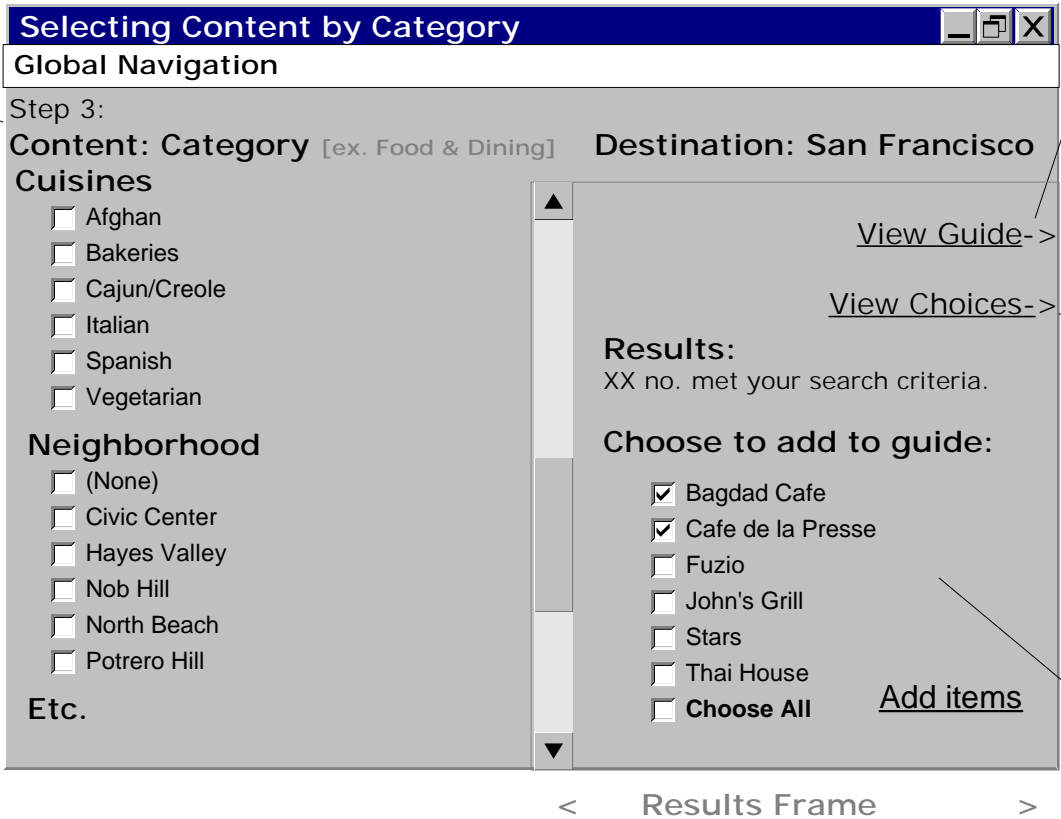




This stage allows the user to choose the type of content they would to include for this destination. Each destination must be done independently.

Each content type that is checked appears dynamically in this space.

Continues to Step 3.



At this step, user chooses specific content for each category, for example, *Food & Dining*.

The user searches over metadata to locate restaurants to match their criteria. The results are generated dynamically in the adjacent frame

This takes you to TOC for your guide.

This takes you to a page to view the choices you've made in this category to add to your guide

These choices are generated dynamically based on search. User chooses specific names to add to guide.



To  
**Orientation**  
Information  
about this  
destination

Return to  
**Choose  
Content  
in  
Category**

Goes to  
**View Guide**  
for this  
destination.



**Essentials:**  
Each guide  
comes with  
basic  
information

Each  
Category is  
listed,  
customer  
can  
expand/  
collapse to  
view  
content.

Shows the  
base cost for  
the guide  
[for the  
**Essentials**]

Shows the  
cost for  
each  
category.

Total cost  
for the  
guide

**View** the Essentials  
information [text], or Edit  
Category content [Returns  
you to **View Choices**]

To  
**Checkout**

**Purchase my Guide** [Window Title Bar]

**Global Navigation**

1. **Guide Purchased**      Guide\_Name | Price \$\_\_\_\_.\_\_\_\_  
    Guide Format   

2. **Billing Address**     Save this information for future transactions.

   Name:           

   Street Address:   

   City:             

   State:            

   Zip:               

   Country:         

[Privacy](#)      [Cancel](#)      [Continue](#)

To Checkout2

To My Account

**Continue Checkout** [Window Title Bar]

**Global Navigation**

1. **Guide Purchased:**    Guide\_Name            [Change](#)  
    Price \$\_\_\_\_.\_\_\_\_  
    Format Specified

2. **Billing Address:**    Name                    [Change](#)  
    Address  
    City, State Zip  
    Country

3. **Payment Method:**

   Credit Card Type   

   Credit Card Number

   Expiration Date   

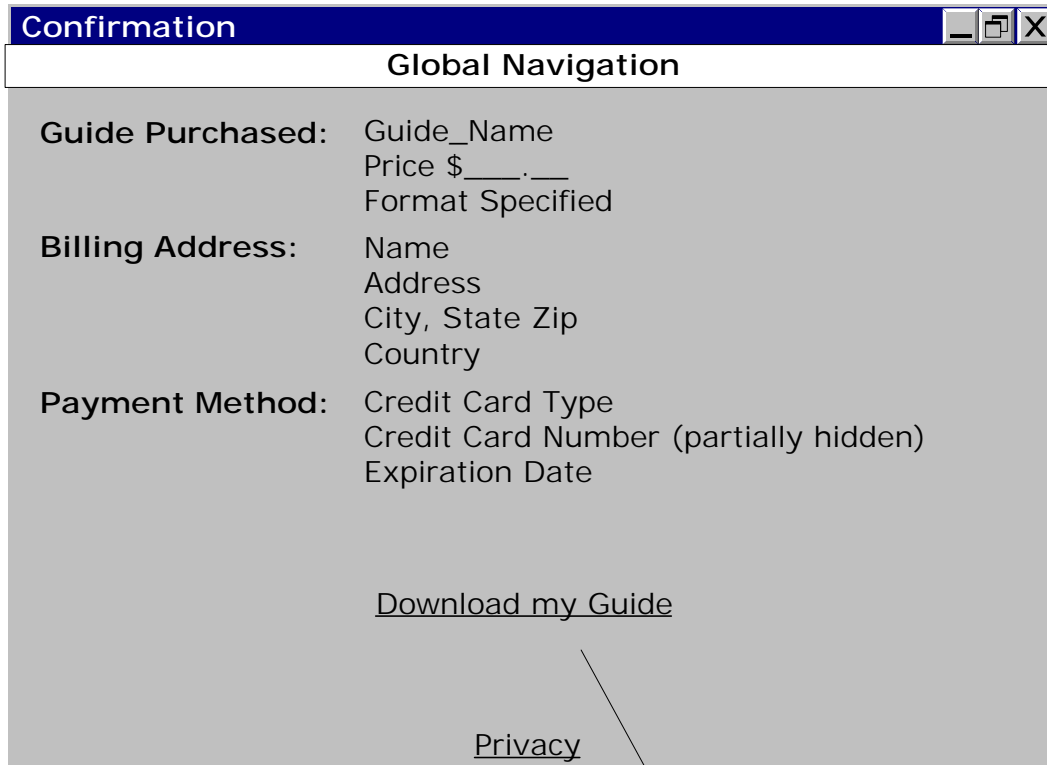
[Cancel](#)    [Buy it](#)

[Privacy](#)

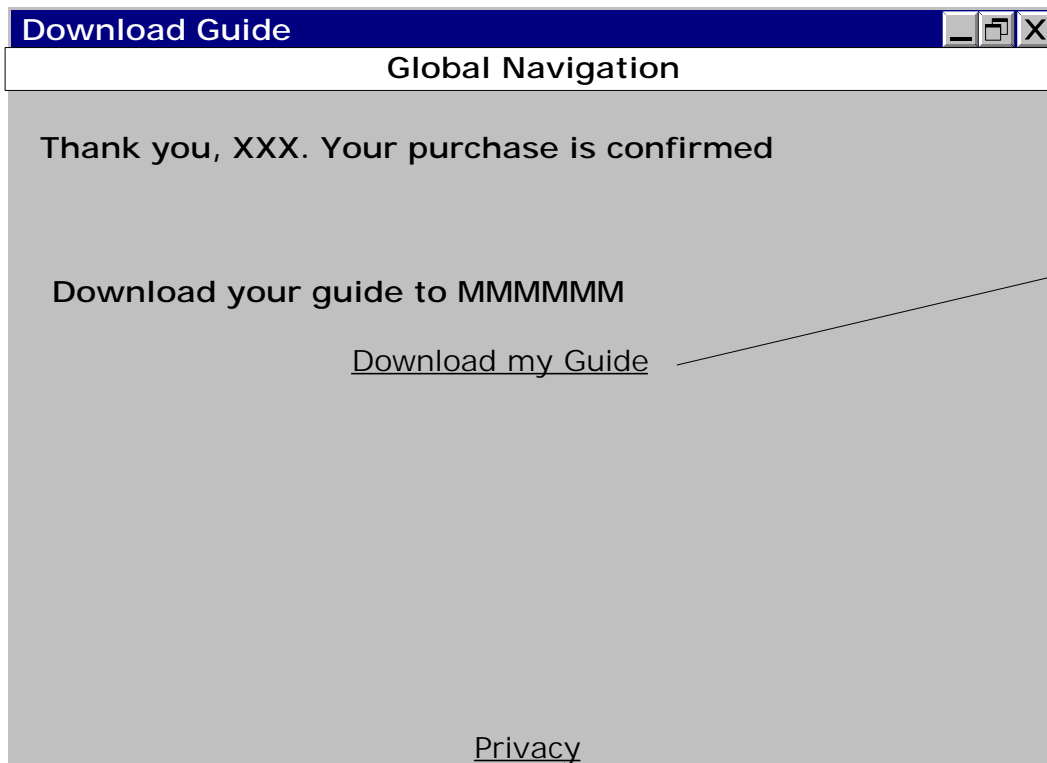
To Checkout1, with form fields completed and editable

To My Account

To Download



Checkout. Customer purchases guide here. Then goes to next page to complete download process



Download guide. User can download their guide here.