


HELP! My Pictures Did Not Upload

Many MMM users are asking the question: Why are my pictures not uploading? Automatic uploading from the Nokia 7610s is dependent on two things, Bluetooth must be on and the Context Application must be running. As a battery saving feature, the phone turns off Bluetooth when the battery is running low or if the phone has been idle for a long period of time. When Bluetooth turns off the Context Application also shuts down.


This document shows you how to check if Bluetooth and the Context Application are running, and how to turn them back on.



1. Is Bluetooth on?
Check the top right side of your screen, if Bluetooth is on there should be a little squiggle (the Bluetooth symbol)




2. Is the Context Application running?
Press and hold the menu key. If the Context Application is running its icon will show up in the drop down (it looks like an orange puzzle piece)



3. How to turn Bluetooth on

- From the main menu, Locate and Open the Connect. folder
- Select Bluetooth
- Press the center button once to turn Bluetooth on



4. Turn the Context Application on

- From the main menu, Locate the Context Application
- Select Context, you should see a gray screen pop up

*****YOU ARE DONE*****

- You can return to the main menu by pressing 'back'